


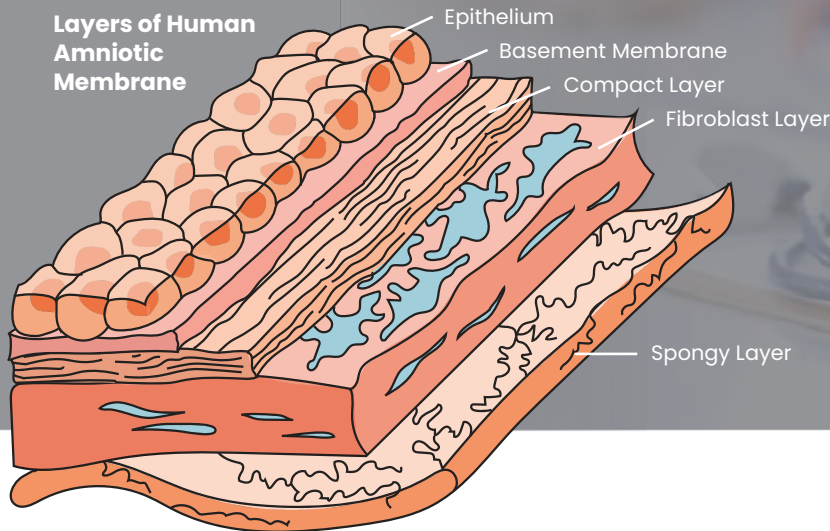
Harnessing the barrier properties of amniotic membrane



Dermacyte[®]
Amniotic Wound Care **Matrix**

An Elegant Clinical Solution to Protect Soft Tissue Defects

Dermacyte® Matrix is derived from human postpartum amniotic tissues that have been processed to retain native characteristics and are clinically shown to improve outcomes in wound closure when applied as a protective covering.



Easy to Use

Ready for Application

- Dehydrated for easy application with no refrigeration
- No preparation time required for thawing or soaking—reducing operative time

Easy to Handle

- Conforms to wound bed and naturally hydrates in place
- Superior handling and optimal bioabsorption properties

Improved Patient Experience

Wound bed protection from the external environment

Clinically studied with published literature in real-world uses for safety.

Simple Wound Monitoring

Routine dressing changes, wound cleansing, and Dermacyte reapplication allows for easy assessment of wound closure.

Clinical Applications

Dermacyte® Matrix products are versatile coverings that may be applied to protect soft tissue defects, including:

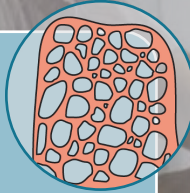
- Diabetic foot ulcers
- Venous stasis ulcers
- Burns
- Decubitus / Pressure Ulcers
- Surgical incisions
- Other dermal defects and wounds



Dermacyte—A Unique Bioactive Wound Covering

Scaffolds:

The special structure and biological viability of amniotic membrane is ideal in tissue engineering. The extracellular matrix components of the basement membrane creates a natural scaffold for cell attachment.²



Native Properties:

Dermacyte® Matrix is a human amniotic membrane allograft processed to retain the native biological components; an epithelial basement membrane, and compact fibroblast layer.²



Natural Extracellular Matrix:

As a natural extracellular matrix, amniotic membrane supports cell attachment. ² As a protective covering and extracellular matrix support, Dermacyte® Matrix is intended to provide a protective barrier to the underlying tissue.



Dermacyte® Matrix

SIZE	PRODUCT CODE
2 x 2 cm ²	AM-D10022
2 x 3 cm ²	AM-D10023
2 x 4 cm ²	AM-D10024
4 x 4 cm ²	AM-D10044
4 x 6 cm ²	AM-D10046
4 x 8 cm ²	AM-D10048
9 x 12 cm ²	AM-D10912

Actual sizes:

2cm
x
2cm

2cm
x
3cm

2cm
x
4cm

4cm
x
4cm

Committed to Patient Safety

- All tissues are recovered and processed by a U.S. FDA registered and AATB accredited tissue bank
- A Licensed Medical Director confirms product eligibility through donor screening and testing records, and final culturing and sterility testing is confirmed prior to lot release

For information related to Dermacyte Matrix insurance benefit verifications, assistance, or claims appeal assistance, please contact our Reimbursement Support Line.

Phone: 919.921.8105 ext 1
Fax: 919.267.3753 email:
bv@merakris.com



Merakris Therapeutics Inc.

800 Park Offices Drive, Suite 403
Research Triangle Park, NC 27709
919.921.8105
merakris.com

FDA Establishment Identifier
(FEI): 3013695841

Dermacyte is regulated by the U.S. FDA under 21 CFR Part 1271 and Section 361 of the Public Health Service Act. Dermacyte® is a registered trademark of Merakris Therapeutics Inc. Copyright ©2024 Merakris Therapeutics.

References:

1. Ditmars, F. S., Kay, K. E., Broderick, T. C., & Fagg, W. S. (2024). Use of amniotic membrane in hard-to-heal wounds: a multicentre retrospective study. *Journal of wound care*, 33(Sup3), S44-S50.
2. Niknejad H et al. Properties of the amniotic membrane for potential use in tissue engineering. *Eur Cell Mater*. 2008 Apr 29;1

MK-0001.03